

# Technical Data

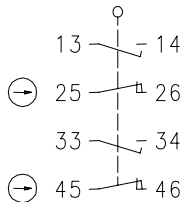
## Rope pull switch

### Series SID

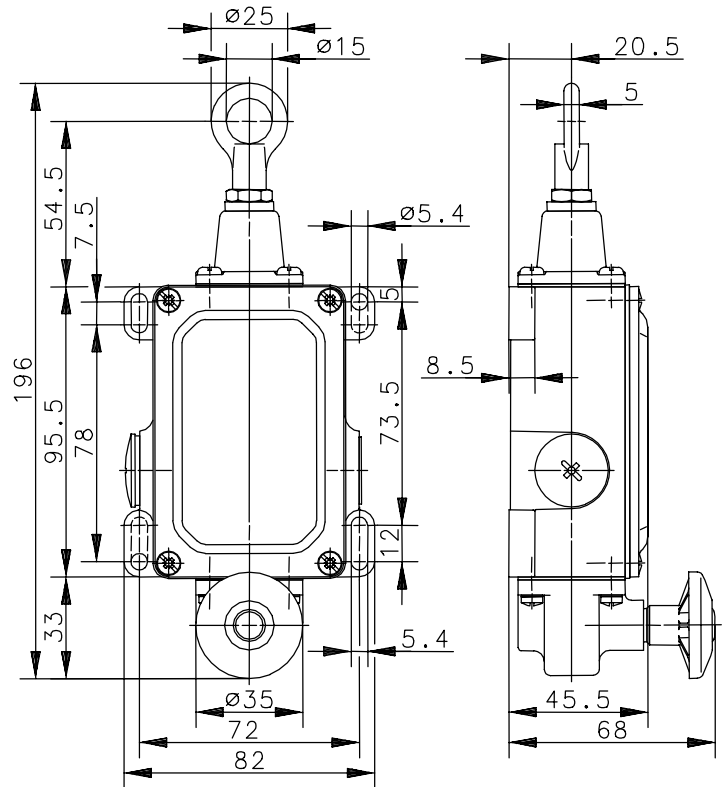
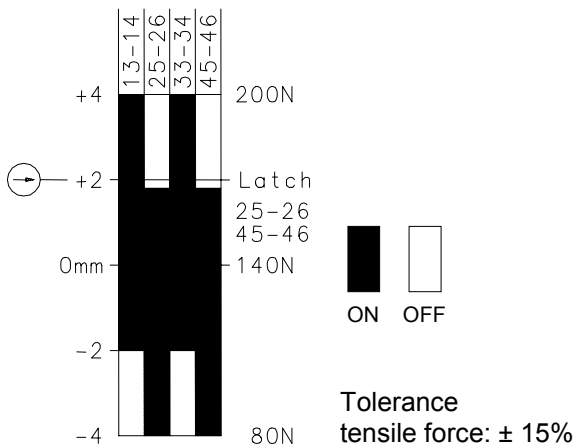
Description **SID-UV2Z P-RAST**

Article number **6012441907**

#### Operating symbol



#### Operating diagram (pretensioned installation)



#### Electrical data

Rated insulation voltage	$U_i$	400 VAC
Conv. thermal current	$I_{the}$	16A
Rated operational voltage	$U_e$	240V
Utilization category		AC-15, $U_e/I_e$ 240V/3A
Positive opening NC contact	$\ominus$	IEC/EN 60947-5-1
Short-circuit protective device		Fuse 10A gL/gG IEC/EN 60947-5-1, Annex K
Protection class		I

This document will not become the contractual basis; the details included herein do not constitute any descriptions of expected conditions, so that warranties/claims for defects on account of possible variations of the actual qualities from the qualities described herein are explicitly excluded. All rights reserved. Specifications subject to change without notice!

Date of issue: 24.01.2005 / Page 1 of 2  
Document: 6012441907\_en / Last update: 1 / 2050-05

# Technical Data

## Rope pull switch

<b>Mechanical data</b>	
Enclosure	Al-die cast
Cover	Al-plate
Actuator	Pull ring (Zn-die cast)
Ambient air temperature	-30°C ... +80°C
Contact type	2 NC (locked), 2 NO (Zb)
Reset facility	Push button
Mechanical life	1 x 10 <sup>6</sup> operating cycles
Switching frequency	≤ 20 / min.
Assembly	4 x M5
Connection	8 screw terminals (M4)
Conductor cross-sections	Solid: 0.5 ... 1.5mm <sup>2</sup> Litz wire with ferrules: 0.5 ... 1.5mm <sup>2</sup>
Cable entrance	2 x M20x1.5
Weight	≈ 0,61kg
Installation position	Operator definable
Protection type	IP65 acc. to IEC/EN 60529
<b>Standards</b>	
	VDE 0660 T100, DIN EN 60947-1, IEC 60947-1 VDE 0660 T200, DIN EN 60947-5-1, IEC 60947-5-1
<b>EU Conformity</b>	
	CE
<b>Approvals</b>	
	CSA A300 (same polarity) UL A300

### Notes

The degree of protection (IP code) specified applies solely to a property closed cover and the use of an equivalent cable gland with adequate cable.