



Automation
Components – Systems – Services

pilz

Total customer proximity

Pilz has a tradition as a family-run company stretching back over 60 years. Real proximity to customers is visible in all areas, instilling confidence through individual consultation, total flexibility and reliable service. Worldwide, round the clock, in 26 subsidiaries and branch offices.

Benefit-oriented innovations

Our customer proximity is the basis for our innovative strength. We are always oriented towards current market requirements, which is why we can offer innovative automation solutions in every case. Customer proximity and innovation belong together and are mutually dependent.

PETER PILZ
TECHNOLOGIEZENTRUM

Overall solutions

Pilz is your solution supplier for all automation functions. Including standard control functions. Pilz developments protect man, machine and the environment.

- ▶ Sensor technology
- ▶ Control technology
- ▶ Networks
- ▶ Drive technology
- ▶ Operator and visualisation systems
- ▶ Software
- ▶ Automation system PSS 4000
- ▶ Consulting and engineering
- ▶ Training

the spirit of safety

With their knowledge, enthusiasm, creativity and courage to take the unconventional route, our staff have made us what we are today: one of the leading brands in automation technology.

More than 1,400 staff, each one of them an ambassador for safety, make sure that your company's most valuable asset – your staff – can work safely and free from injury.





Based in Corby, Northamptonshire since 1987, Pilz UK now has 30 employees, many of whom are considered to be UK experts in machine safety.

Leaders from the beginning

Since its formation, Pilz UK has been at the forefront of the UK machine safety market. The company recognised at an early stage customers needs for advice alongside products; the machine safety training programme has been successfully established for over 20 years and includes City & Guilds certified courses. In-house experts can also offer full independent safety consultancy services from plant assessment through to systems engineering.

Complete automation portfolio

In recent years, the UK branch has also successfully launched the full portfolio of Pilz products and can now offer and support both safety and standard control automation products for any size of machine or installation.

Industry expertise

Early UK business mainly centered around the Automotive industry, where the company is still strong today. Over the years however, expertise and a strong reputation has been built up in most prolific UK industries such as print and paper; packaging; food and beverage; leisure and more recently oil and gas. Projects can vary from single machines to complete plant overhauls; customers range from SME's to many high profile household names.

Easy to deal with

Pilz UK has a long established network of partners throughout the UK, however direct business is welcomed and can be fulfilled for any size of order. In 2010 the UK E-Shop was launched and the company can accept Credit Card orders for non-account holders.

Pilz UK looks forward to dealing with you!

Steve Farrow
General Manager
UK Subsidiary



Pilz UK employees receive regular training and support from Pilz HQ.



▶ Safe sensor technology

Pilz sensor technology offers a wide range of components which, in conjunction with Pilz control technology, form a tailored solution and a complete safe, approved system.


Units for safe position monitoring



PSEnini

PSEnrope

Safety switches



PSEnmech


PSEncode



PSEnbolt


Safe proximity switch PSEnini

The safe proximity switch PSEnini detects the approach of metallic objects without the use of contacts. It supplies the necessary safe signals via positions and end limits and guarantees a smooth production cycle. PSEnini can also generate the pulse for counting tasks or for detecting rotational movements.

 Webcode 6197

Safe rope pull switch PSEnrope


The safe rope pull switch PSEnrope is manually operated and is used to safely shut down functional processes that extend over a wide area, such as conveyors. It provides maximum safety, as the emergency stop function can be triggered at any point along the rope.

 Webcode 6001

Safety switches PSEnmech, PSEnmag, PSEncode

Hazardous machine movements must be stopped when a guard is opened. It must not be possible to either defeat or manipulate these guards. PSEN safety switches meet this requirement and are therefore suitable for monitoring safety gates as well as position monitoring. Thanks to a variety of designs and operating principles they are flexible to use – individually or in series.




 Webcode 0307

Safety bolt PSEnbolt

For safety gates that are difficult to adjust or in areas where safety gates are frequently opened and closed, protection must be provided against defeat and manipulation, but a long material service life must also be guaranteed. PSEnbolt provides a complete solution, comprising safety switch, handle and bolt.



 Webcode 0913

Safety gate systems



PSEnhinge

Safe hinge switch PSEnhinge

The hinge switch PSEnhinge is a safe, complete solution comprising safety switch and hinge, and is suitable for rotatable and hinged guards. Designed as one functional and installation unit, it offers a high level of flexibility in installation, connection and adjustment. It can be integrated directly into the safety gate, so that PSEnhinge is particularly space-saving and secure from manipulation.



Webcode

5615



PSEnlock

Safety gate system PSEnlock

With its combination of safe position monitoring and process guard locking, the safety gate system PSEnlock is designed for the highest category applications. The magnetic guard locking device on PSEnlock is largely non-wearing, compared with mechanical technologies. PSEnlock is also more tolerant to changing environmental conditions, guaranteeing long-term use.



Webcode

4898



PSEnsgate

Safety gate system PSEnsgate

PSEnsgate combines safety gate monitoring, safe guard locking and control elements in just one system, guaranteeing the protection of personnel and plant. Additional functions such as emergency stop and escape release are included in the safety gate system PSEnsgate. The system is ready to install and reduces the work involved in configuration and installation.



Webcode

6673

Optoelectronic protective devices



PSENOpt

Safety light grid PSENOpt

If the production process requires active intervention, there is a high potential risk. Safety light beam devices, light curtains and light grids PSENOpt offer greater productivity, while safeguarding access to the work process. Muting, blanking and cascading open up a range of possibilities for optimum incorporation of PSENOpt into your plant. For complex light grid applications, PSENOpt SB with integrated SafetyBUS p interface is the right solution.



Webcode 0311

Safe camera systems



PSENVip

Camera-based protection and measuring system PSENVip

The camera-based protection and measuring system PSENVip is a mobile protection device, which can be used to monitor press brakes safely. When installed on the upper die, the system detects even the smallest foreign body in the protected field between the transmitter and receiver. It is also available as a productive version, combined with the control system PSSuniversal PLC from the automation system PSS 4000.



Webcode 2080



PSENSE

Safe camera system SafetyEYE

SafetyEYE, the safety technology for 3D zone monitoring, enables barrier-free protection. It combines intelligent sensor technology with effective control. The SafetyEYE safe camera system detects and reports objects that encroach into warning and detection zones, which can be defined in advance. Its reaction is flexible, based on the requirement. A hazardous movement may be slowed down or brought to an emergency stop, for example.



Webcode 1902



▶ Control technology

Pilz control technology – for safety and standard! A solution for your automation function – economical, safe and from one source. With compatible components and systems.

Line inspection devices



PLIDdys in conjunction with PNOZelog

Safe line inspection device PLIDdys

The safe line inspection device PLIDdys provides safe power-up on two-wire connections, providing maximum safety on long cable routes. With PLIDdys, unintended power-up or plant start-up can be excluded in the event of an error.

Plants can easily be retrofitted thanks to an extremely compact design and the ability to loop into the existing wiring.



Webcode

6721

Relays for electrical safety



PMDsigma



PMDsrangle

Electronic monitoring relays PMD

For electrical safety such as voltage or true power monitoring, electronic monitoring relays provide the optimum solution. They reduce the number of hazardous situations for man and machine and increase the service life of plant and machinery through an efficient production cycle.

PMDsigma

PMDsigma units monitor true power or insulation resistance. With an integrated display and menu-based configuration via rotary switches, PMDsigma guarantees short set-up and commissioning times.

PMDsrangle

These units are 22.5 mm wide and monitor functions such as current, voltage, temperature and many more.



Webcode

0224

Relays for functional safety



PNOZsigma

Safety relays PNOZ

Stand-alone machines with up to three safety functions, such as E-STOPS, safety gates, light curtains/grids and many more are monitored using the safety relays PNOZ. Every day they are proven in millions of applications worldwide. Due to the different features, the safety relays are divided into the following product ranges.

PNOZsigma

With particularly narrow housing widths and multifunctionality compressed into each unit, PNOZsigma provides maximum functionality in minimum width. Selectable operating modes and times, plus scalability thanks to the modular structure, are further benefits.

The world's
most widely used
safety relays!


Configurable control systems



PNOZelog PNOZ X PNOZpower



PNOZmulti Mini



PNOZmulti

PNOZelog

PNOZelog units can be linked via logic operations to form complete safety functions. Wear resistance and expanded diagnostics with power-up tests, self-checking and runtime tests guarantee maximum safety.

PNOZ X

With the widest range of products, PNOZ X provides tailor-made safety for any application. Based technically on voltage-free, electromechanical contacts, widths vary from 22.5 to 90 mm, while the number of contacts ranges from 2 to 8. Universal power supplies are an added convenience for your application.

PNOZpower

PNOZpower switches high loads of 8-16 A and is also suitable for switching motor loads directly.

Configurable safety relays PNOZmulti Mini

PNOZmulti Mini is a scalable product range, offering both stand-alone and system solutions. All functions are created on the PC using the ingeniously simple configuration software PNOZmulti Configurator. Inputs and outputs are freely configurable and can be linked using logic elements. With a 45 mm width and simple diagnostics via display, application of the PNOZmulti is cost-effective from just three safety functions.

There are three base units: A compact, modular non-expandable, stand-alone unit with 20 safe inputs and 4 safe semiconductor outputs. Other base units can be expanded using communication modules and safe link modules, enabling interlinked and decentralised plants to be implemented.

Configurable control systems PNOZmulti

PNOZmulti bridges the gap between classic safety relays and programmable control systems. PNOZmulti can be used to monitor safety functions safely and to perform standard control functions economically. PNOZmulti is multifunctional and can be configured using the software tool PNOZmulti Configurator. It has a wide range of base units and expansion modules, which can be combined to meet individual requirements: there are special base units for press applications or burner management, as well as input, output, fieldbus and link modules, as well as speed and standstill monitors. Use of PNOZmulti is economical where four or more safety functions are to be monitored.



Webcode

0199



Webcode

6061



Webcode

2816

Configuration software



Compact programmable control systems



PSS 3075



PSS 3047

Modular programmable control systems



PSS 3000

PNOZmulti Configurator

The safety circuit is created on the PC using configuration software that is simply ingenious, yet ingeniously simple. The graphics-based user interface conforms to the Windows® standard; all elements are available as icons or in selection menus. Online help with documentation is available during configuration. Once the configuration is complete, the configuration tool checks the circuit for any errors. The completed configuration can also be certified, thereby protecting it from unwanted modifications. If the configuration has not been certified, it can be edited, modified and extended at any time by calling it up in the Configurator. The configuration can be printed out and used as documentation.



Webcode

0970

Control systems PSScompact

The control systems PSScompact exercise complete safety-related control of a plant, machine or process. Safe and powerful. Six series open the way to numerous application options – from centralised control systems with 47 failsafe inputs and outputs through to decentralised control systems with up to 8,064 decentralised, failsafe inputs and outputs via SafetyBUS p. Decentralised input/output signals can be exchanged quickly, safely and without feedback between field level and the control systems via SafetyBUS p interfaces.



Webcode

0914

Control systems PSSmodular

Modular programmable control systems monitor safety-related functions and also perform standard control tasks. Thanks to the modular hardware structure, the necessary hardware components can simply be assembled to fit the individual project requirements. Available hardware components include module racks, CPU central processing units, digital and analogue input/output modules as well as communication modules for all common fieldbuses and Ethernet.



Webcode

0911

Decentralised periphery

System software



PSSuniversal



PDP67

SafetyBUS p[®]
 SafetyNET p[®]
 induraNET p[®]



Decentralised periphery

The hardware and software for Pilz decentralised periphery offer the highest level of flexibility. Decentralised I/O systems and a wide range of I/O modules enable a variety of combinations, allowing the most diverse applications to be implemented.

Decentralised I/O system PSSuniversal

The decentralised I/O system PSSuniversal is available for a variety of applications. The open system includes head modules with interfaces to common fieldbus systems and a wide range of I/O modules. Safety-related and standard control functions are mixed physically but are logically separated from each other - thereby fulfilling the requirements for extremely short reaction times and absence of feedback. The system is designed completely in accordance with Cat. 4 of EN 954-1 and SIL CL 3 of IEC 61508.

Webcode 0930

Decentralised modules PDP67

These modules are resistant to dirt and water in accordance with IP67. They can be used decentrally in the field (outside the control cabinet). Decentralised input modules are available for SafetyBUS p and for connection to PNOZmulti/ PNOZmulti Mini, as well as passive junctions, enabling a high level of decentralisation.

Webcode 6443

Communication networks

With various network components for safe fieldbus, Ethernet and wireless systems in combination with the I/O system PSSuniversal and control systems, networks can now be implemented with even greater clarity and higher performance.

Webcode 0934

System software PSS WIN-PRO

Practical software solutions are available when designing and programming PSS control systems – providing support from planning to diagnostics. Over 100 software function blocks make it easier to implement safety-related and/or standard control functions in the user software.

The decentralised I/O system PSSuniversal can be configured using the Startup Software and PSSuniversal Assistant. Save time by running an independent periphery test prior to commissioning, for example.

Webcode 1531



▶ Automation system PSS 4000

PSS 4000 – Simplify your Automation™

The automation system PSS 4000 consists of various hardware and software components, plus the real-time Ethernet SafetyNET p and corresponding network components. They are closely compatible, providing the solution for your automation project.

 Webcode 5092

Control systems



PSSUniversal PLC

Control systems PSSUniversal PLC

The control systems PSSUniversal PLC are the optimum solution for individual machines or complex, distributed plants – whether networked or stand-alone, for standard and safety applications. The systems can be programmed with PAS IL (Instruction List). A graphics Program Editor is also available for configuration.

Network components



PSSnet SHL

PSSnet SLL

Network components PSSnet for SafetyNET p

Ethernet infrastructure components PSSnet can be used to adapt the network topology flexibly to your plant layout. These components enable topologies such as star, tree and ring structure. Thanks to the use of various media such as fibre optics, network limits can now be expanded without problem.

Software platform



Editors PAS IL and PASmulti

Programs can be created simply, quickly and intuitively using the graphics Program Editor PASmulti. Inputs and outputs can be freely configured and linked using logic elements. Simple structuring is also possible without difficulty. The Editor PAS IL (in accordance with EN/IEC 61131-3) can be used to create more complex programming for standard and safety. Both editors use the same software environment. A large library of software blocks is also available, aiding reusability and standardisation.

Decentralised system

Decentralised system PSSUniversal I/O

The decentralised system PSSUniversal I/O is responsible for recording and forwarding I/O data. A large number of standard and failsafe I/O modules guarantees diversity of application and security of investment.

Electronic modules

I/O modules

I/O modules are available for functional safety and standard control functions. Up to 64 modules can be installed in any order.

▶ Drive technology

Pilz drive technology provides overall solutions for automating your machine, from operation via the controller through to the movement of highly dynamic drives, including all safety aspects.

Motion control systems



PMCprimo

Servo amplifiers



PMCtendo DD PMCprotego D

Motors



PMCtendo

Control systems PMCprimo

PMCprimo 16+ and PMCprimo Drive are used for all types of motion and control tasks. They consist of PLC and motion technology. They perform the automation within a plant, including management of all the movements for a large number of physically separate servo axes.

Webcode 2314

Servo amplifiers PMCtendo DD and PMCprotego D

PMCtendo DD and PMCprotego D are suitable as drive controllers for the widest range of motor technologies: they can be used to operate all common types of motor, from servo motors to asynchronous and linear motors.

Webcode 2584

Servo motors PMCtendo AC

The PMCtendo AC range of motors can provide the right motor to meet your requirements, whether the focus is on dimensions, dynamics, controllability, connection types or feedback systems.

Webcode 2597

Safe motion – Drive integrated safety



PMCprotego DS

PMCprotego DS

The combination of the safety card PMCprotego S and the servo amplifier PMCprotego D produces the safe drive solution – safe motion. Safe functions help to reduce setup times and maintenance work and increase productivity.



Safe torque off (STO)



Safe stop 1 (SS1)



Safe stop 2 (SS2)



Safe operating stop (SOS)



Safely limited speed (SLS)



Safe speed range (SSR)



Safe direction (SDI)



Safe brake control (SBC)



Safe brake test (SBT)

Webcode 4549

► Operator and visualisation systems

Control and signal devices



PIT control and signal devices

Selection of the correct control/signal device is a key factor for the safety of man and machine. Rely on a safe solution with Pilz E-STOP pushbuttons, muting lamps and manually operated control devices.

E-STOP pushbutton PITestop

The E-STOP pushbuttons have a practical, industrial design and ensure safety for man and machine on emergency off/emergency stop equipment.

Muting lamps PITsign

Muting lamps PITsign indicate that an electrosensitive protective device is suspended. They are suitable for all muting applications in accordance with IEC 61496-1.

Manually operated control devices PITjog

The manually operated control devices PITjog are used to protect personnel when the effect of safety equipment on machinery has to be partially or fully overridden.

Enabling switch PITenable

The three-stage enabling switches PITenable are used as manually operated control devices when working in a plant or machine's danger zone.

Operating mode selector switch PITmode

The operating mode selector switch PITmode provides two functions in one compact unit: selection of operating mode and authorisation control for machine access.

Operator terminals



Operator terminals PMI

Pilz offers the most diverse range of systems to perform diagnostic and visualisation tasks. So it's easy to implement customised, complete solutions that meet your requirement.

Diagnostic units PMImicro diag

Compact diagnostic units PMImicro diag for the programmable control systems PSS, the safe bus system SafetyBUS p and the configurable control systems PNOZmulti.

Operator terminals PMIvisu/PMIopen

With the operator terminals PMIvisu/PMIopen you have modern touchscreen terminals in different sizes and with various feature options.

As a solution supplier Pilz offers products from the fields of sensor, control and drive technology. Why not add products from the field of operator and visualisation systems? That way you benefit from co-ordinated one-stop solutions.





▶ Consulting and engineering

As a solution supplier, Pilz can help you to apply optimum safety strategies world-wide. Services encompass the whole machine lifecycle. Our training package with practical, up-to-date course content completes the offering.


Your projects belong in safe hands



Risk assessment

We will work with you to undertake a technical inspection of your machines in accordance with the applicable national and/or international standards and directives. The aim of this risk assessment is to identify and assess existing hazards in the workplace and define risk reduction measures.




 Webcode 1081



Safety concept

Based on the results of the risk assessment, Pilz presents detailed technical solutions which guarantee plant safety through state-of-the-art mechanical, electrical and organisational measures, in compliance with national and international standards.




 Webcode 0864



Safety design

Whether you are constructing new machinery or retrofitting existing machines – it is better to integrate a safe design right at the start of the project. Only a safety design that addresses the hazards can be implemented with minimum impact on the machine's complexity, costs and productivity.




 Webcode 3314



International compliance services


Pilz will work with your engineers to carry out the required assessment procedures and develop the necessary strategies to enable compliance with the respective ISO, IEC and ANSI standards or any other standards. This includes interpretation of the requirements for CE certification.

 Webcode 3319



Plant assessment


The plant assessment includes an on-site inspection followed by evaluation and presentation of the results. Pilz will work with you to analyse the machine's workflow. The documented results can be used for machine optimisation.

 Webcode 1080



Inspection of ESPE

As a DAkkS accredited inspection body in accordance with DIN EN ISO 17020, with experience of the industry and technical competence, Pilz can guarantee objectivity, high availability for your machinery and the greatest possible safety for your staff.

 Webcode 0866



System implementation

Based on the results from the risk assessment and safety design, experienced Pilz engineers can quickly implement the selected safety measures. Installation is carried out in compliance with regulations and standards, at minimum cost and with minimum downtimes.



Webcode

3296



Safety validation

The safety validation must show that the solutions that have been developed meet the actual requirements. This is done by mirroring the risk assessment and safety concept. Competent, specialist staff from Pilz can guarantee an objective and systematic procedure. The PAScal calculation tool helps you with verification.



Webcode

3297



CE services

The CE mark indicates that the marked machines meet the essential requirements of all the relevant EU directives. Pilz carries out all the actions and processes for CE certification and produces the necessary compliance strategies, safety designs and documents. That way your machine has a “passport” into the EU.



Webcode

0865





Support

Technical help round the clock!

Technical support is available from Pilz round the clock. This service is provided free of charge beyond standard business hours.

Americas

- ▶ Brazil
+55 11 8245-8267
- ▶ Mexico
+52 55 5572 1300
- ▶ USA (toll-free)
+1 877-PILZUSA (745-9872)

Asia

- ▶ China
+86 21 60880878-216
- ▶ Japan
+81 45 471-2281
- ▶ Korea
+82 2 2263 9540

Australia

- ▶ Australia
+61 3 95446300

Europe

- ▶ Austria
+43 1 7986263-0
- ▶ Belgium, Luxembourg
+32 9 3217575
- ▶ England
+44 1536 462203
- ▶ France
+33 3 88104000
- ▶ Germany
+49 711 3409-444
- ▶ Ireland
+353 21 4804983
- ▶ Italy
+39 031 789511
- ▶ Scandinavia
+45 74436332
- ▶ Spain
+34 938497433
- ▶ Switzerland
+41 62 88979-30
- ▶ The Netherlands
+31 347 320477
- ▶ Turkey
+90 216 5775552

You can reach our international hotline on:

+49 711 3409-444
support@pilz.com

Pilz GmbH & Co. KG
Felix-Wankel-Straße 2
73760 Ostfildern, Germany

Telephone: +49 711 3409-0
Telefax: +49 711 3409-133
E-Mail: pilz.gmbh@pilz.de
Internet: www.pilz.com

pilz



Scan the QR code with your smartphone
to find out more about Pilz.

▶ AT

Pilz Ges.m.b.H.
Sichere Automation
Modectcenterstraße 14
1030 Wien
Austria
Telephone: +43 1 7986263-0
Telefax: +43 1 7986264
E-Mail: pilz@pilz.at
Internet: www.pilz.at

▶ AU

Pilz Australia Safe Automation
Unit D7, Hallmarc Business park Clayton
Corner of Westall and Centre roads
Clayton, Melbourne, Victoria 3168
Australia
Telephone: +61 3 95446300
Telefax: +61 3 95446311
E-Mail: safety@pilz.com.au
Internet: www.pilz.com.au

▶ BE ▶ LU

Pilz Belgium
Safe Automation
Bijenstraat 4
9051 Gent (Sint-Denijs-Westrem)
Belgium
Telephone: +32 9 3217570
Telefax: +32 9 3217571
E-Mail: info@pilz.be
Internet: www.pilz.be

▶ BR

Pilz do Brasil
Automação Segura
Rua Ártico, 123 - Jd. do Mar
09726-300
São Bernardo do Campo - SP
Brazil
Telephone: +55 11 4126-7290
Telefax: +55 11 4126-7291
E-Mail: pilz@pilz.com.br
Internet: www.pilz.com.br

▶ CH

Pilz Industrieelektronik GmbH
Gewerbepark Hintermättli
Postfach 6
5506 Mägenwil
Switzerland
Telephone: +41 62 88979-30
Telefax: +41 62 88979-40
E-Mail: pilz@pilz.ch
Internet: www.pilz.ch

▶ CN

Pilz Industrial Automation
Trading (Shanghai) Co., Ltd.
Rm. 1702-1704
Yongda International Tower
No. 2277 Long Yang Road
Shanghai 201204
China
Telephone: +86 21 60880878
Telefax: +86 21 60880870
E-Mail: sales@pilz.com.cn
Internet: www.pilz.com.cn

▶ DE

Pilz GmbH & Co. KG
Felix-Wankel-Straße 2
73760 Ostfildern
Germany
Telephone: +49 711 3409-0
Telefax: +49 711 3409-133
E-Mail: pilz.gmbh@pilz.de
Internet: www.pilz.de

▶ DK

Pilz Skandinavien K/S
Safe Automation
Ellegaardvej 25 L
6400 Sønderborg
Denmark
Telephone: +45 74436332
Telefax: +45 74436342
E-Mail: pilz@pilz.dk
Internet: www.pilz.dk

▶ ES

Pilz Industrieelektronik S.L.
Safe Automation
Camí Ral, 130
Polígono Industrial Palou Nord
08401 Granollers
Spain
Telephone: +34 938497433
Telefax: +34 938497544
E-Mail: pilz@pilz.es
Internet: www.pilz.es

▶ FI

Pilz Skandinavien K/S
Safe Automation
Nuijamiestentie 7
00400 Helsinki
Finland
Telephone: +358 10 3224030
Telefax: +358 9 27093709
E-Mail: pilz.fi@pilz.dk
Internet: www.pilz.fi

▶ FR

Pilz France Electronic
1, rue Jacob Mayer
BP 12
67037 Strasbourg Cedex 2
France
Telephone: +33 3 88104000
Telefax: +33 3 88108000
E-Mail: siege@pilz-france.fr
Internet: www.pilz.fr

▶ GB

Pilz Automation Technology
Safe Automation
Willow House, Medicott Close
Oakley Hay Business Park
Corby
Northants NN18 9NF
United Kingdom
Telephone: +44 1536 460766
Telefax: +44 1536 460866
E-Mail: sales@pilz.co.uk
Internet: www.pilz.co.uk

▶ IE

Pilz Ireland Industrial Automation
Cork Business and Technology Park
Model Farm Road
Cork
Ireland
Telephone: +353 21 4346535
Telefax: +353 21 4804994
E-Mail: sales@pilz.ie
Internet: www.pilz.ie

▶ IT

Pilz Italia Srl
Automazione sicura
Via Meda 2/A
22060 Novedrate (CO)
Italy
Telephone: +39 031 789511
Telefax: +39 031 789555
E-Mail: info@pilz.it
Internet: www.pilz.it

▶ JP

Pilz Japan Co., Ltd.
Safe Automation
Shin-Yokohama Fujika Building 5F
2-5-9 Shin-Yokohama
Kohoku-ku
Yokohama 222-0033
Japan
Telephone: +81 45 471-2281
Telefax: +81 45 471-2283
E-Mail: pilz@pilz.co.jp
Internet: www.pilz.jp

▶ KR

Pilz Korea Ltd.
Safe Automation
9F Jo-Yang Bld. 50-10
Chungmuro2-Ga Jung-Gu
100-861 Seoul
Republic of Korea
Telephone: +82 2 2263 9541
Telefax: +82 2 2263 9542
E-Mail: info@pilzkorea.co.kr
Internet: www.pilzkorea.co.kr

▶ MX

Pilz de México, S. de R.L. de C.V.
Automatización Segura
Circuito Pintores 170
Cd. Satélite
Naucalpan, Méx. 53100
Mexico
Telephone: +52 55 5572 1300
Telefax: +52 55 5572 1300
E-Mail: info@pilz.com.mx
Internet: www.pilz.com.mx

▶ NL

Pilz Nederland
Veilige automatisering
Postbus 186
4130 ED Vianen
Netherlands
Telephone: +31 347 320477
Telefax: +31 347 320485
E-Mail: info@pilz.nl
Internet: www.pilz.nl

▶ ...

In many countries we are represented by sales partners.

Please refer to our homepage for further details or contact our headquarters.

▶ NZ

Pilz New Zealand
Safe Automation
Unit C, 101 Apollo Drive
Mairangi Bay
Auckland 0632
New Zealand
Telephone: +64 9 6345350
Telefax: +64 9 6345352
E-Mail: office@pilz.co.nz
Internet: www.pilz.co.nz

▶ PL

Pilz Polska Sp. z o.o.
Safe Automation
ul. Marywilska 34H
03-231 Warszawa
Poland
Telephone: +48 22 8847100
Telefax: +48 22 8847109
E-Mail: info@pilz.pl
Internet: www.pilz.pl

▶ PT

Pilz Industrieelektronik S.L.
R. Eng Duarte Pacheco, 120
4 Andar Sala 21
4470-174 Maia
Portugal
Telephone: +351 229407594
Telefax: +351 229407595
E-Mail: pilz@pilz.pt
Internet: www.pilz.pt

▶ RU

Pilz RUS OOO
Ugreshskaya street, 2,
bldg. 11, office 16 (1st floor)
115088 Moscow
Russian Federation
Telephone: +7 495 665 4993
E-Mail: pilz@pilzrussia.ru
Internet: www.pilzrussia.ru

▶ SE

Pilz Skandinavien K/S
Safe Automation
Energigatan 10 B
43437 Kungsbacka
Sweden
Telephone: +46 300 13990
Telefax: +46 300 30740
E-Mail: pilz.se@pilz.dk
Internet: www.pilz.se

▶ TR

Pilz Emniyet Otomasyon
Ürünleri ve Hizmetleri Tic. Ltd. Şti.
Kayışdağı Cd. Beykonağı Plaza
No:130 K:2 D:2
Ataşehir/İstanbul
Turkey
Telephone: +90 216 5775550
Telefax: +90 216 5775549
E-Mail: info@pilz.com.tr
Internet: www.pilz.com.tr

▶ US ▶ CA

Pilz Automation Safety L.P.
7150 Commerce Boulevard
Canton
Michigan 48187
USA
Telephone: +1 734 354 0272
Telefax: +1 734 354 3355
E-Mail: info@pilzusa.com
Internet: www.pilz.us

▶ Technical support

+49 711 3409-444
support@pilz.com



Pilz GmbH & Co. KG
Felix-Wankel-Straße 2
73760 Ostfildern, Germany
Telephone: +49 711 3409-0
Telefax: +49 711 3409-133
E-Mail: pilz.gmbh@pilz.de
Internet: www.pilz.com

pilz